

VISTA TL™ IMPACT RATED



The Vista TL™ fixed window system is engineered to beautifully complement our innovative door systems. Vista TL™ offers seamless connected glass, providing a sleek, modern appearance. It also boasts expansive height and width dimensions, maximizing the glass-to-frame ratio that enhances natural light and delivers unobstructed views. It's the perfect choice for any project, combining personal support with cutting-edge design.

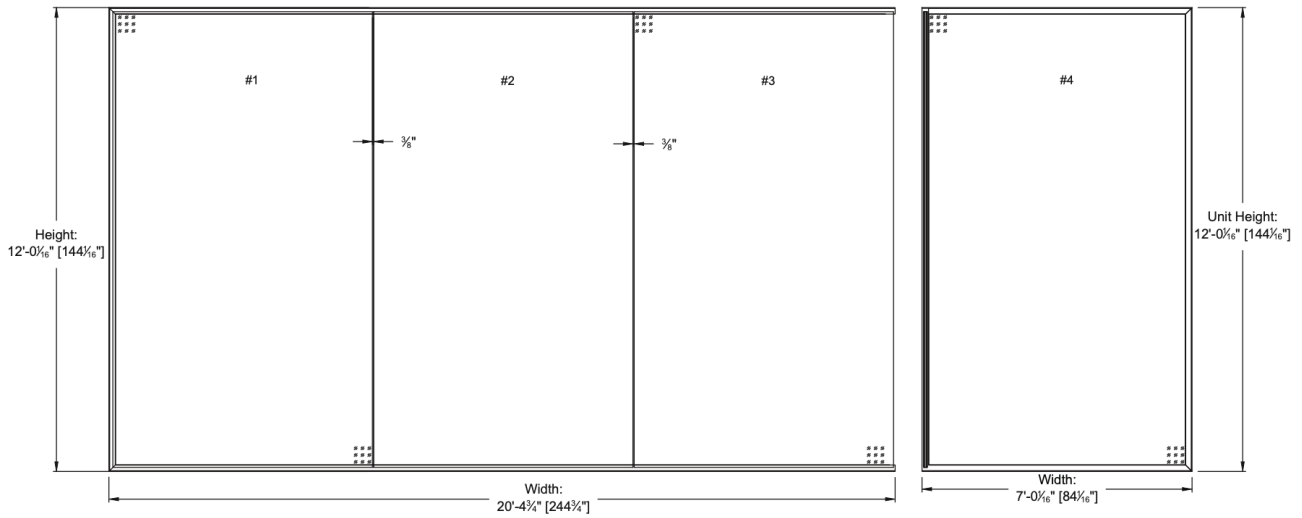
FL47174



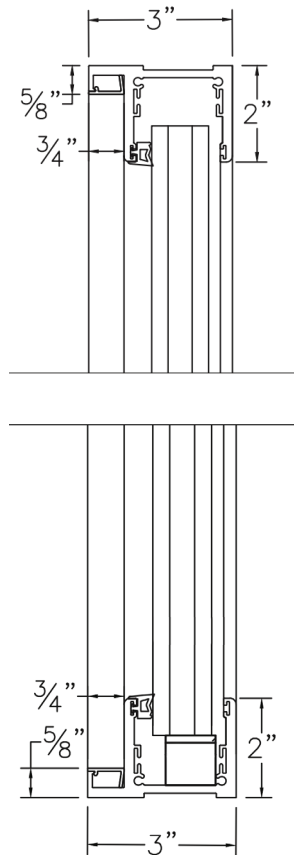
PANEL MINIMUM / MAXIMUM

Min Panel Width:	14"	Min Panel Height:	14"
Max Panel Width:	198"	Max Panel Height:	198"

OVERVIEW DIAGRAM

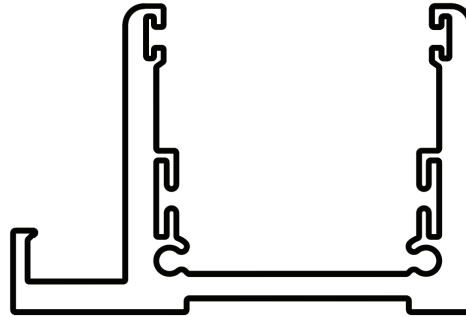


Exterior Front Elevation




Vertical Cross Section

EXTRUSION PROFILES



FINISH OPTIONS

STANDARD FRAME & DOOR PANEL FINISHES



White



Sunstorm
Arcadia Silver



Bronze



Black



Clear
Anodized


Standard finish is Sunstorm Arcadia Silver (Kynar® Amma 2605)

FRAME FINISHES

- Kynar® Liquid Paint or Powder Coat finishes available
- Custom powder coat or Kynar® finishes available
- Custom faux woodgrain finishes available

INTERIOR WOOD CLAD FINISH OPTION

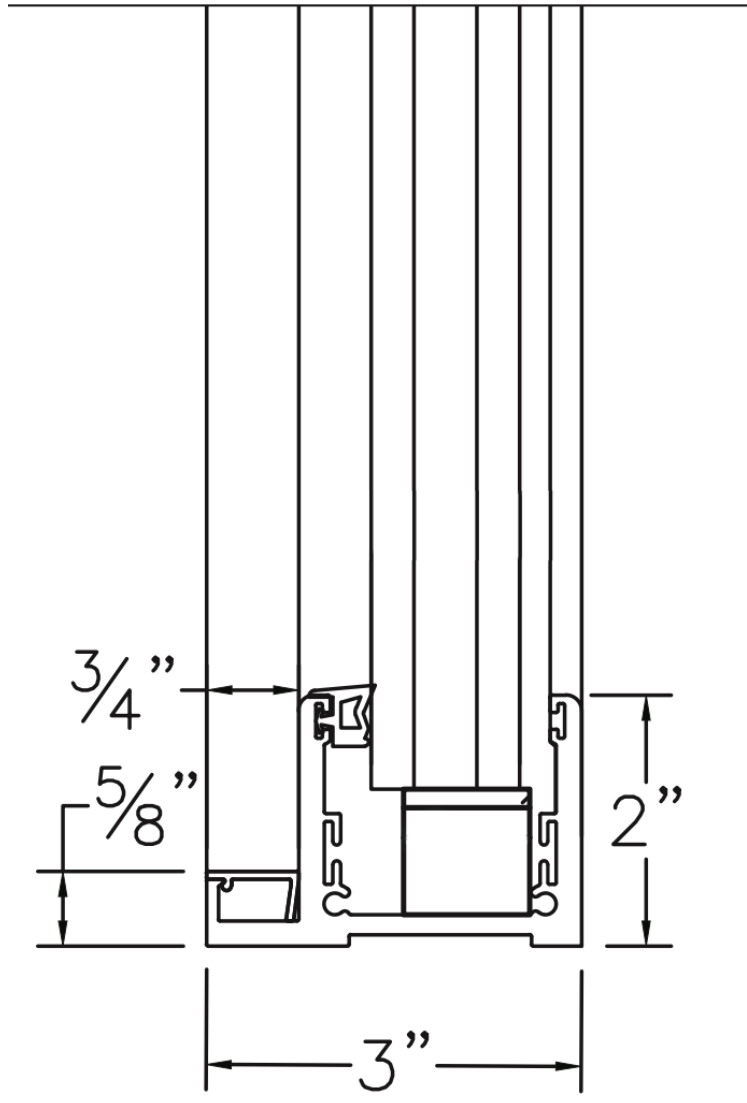
- Mahogany / sapele
- White oak
- Additional wood species available



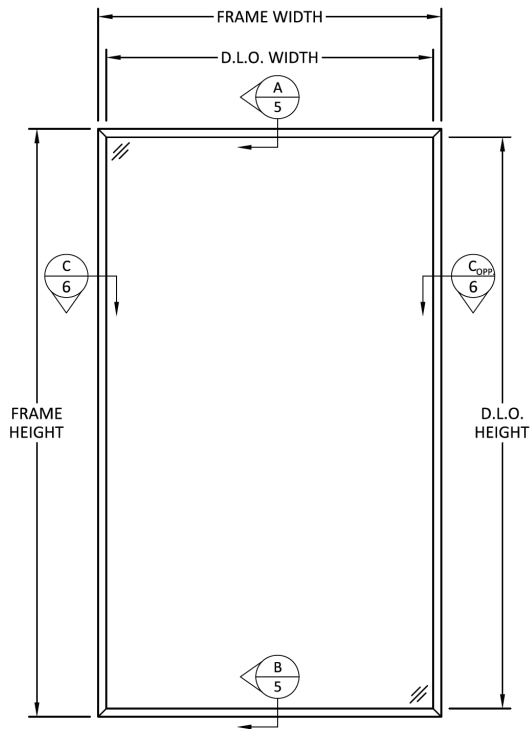
*Wood clad veneer
option shown*

GLAZING DETAILS

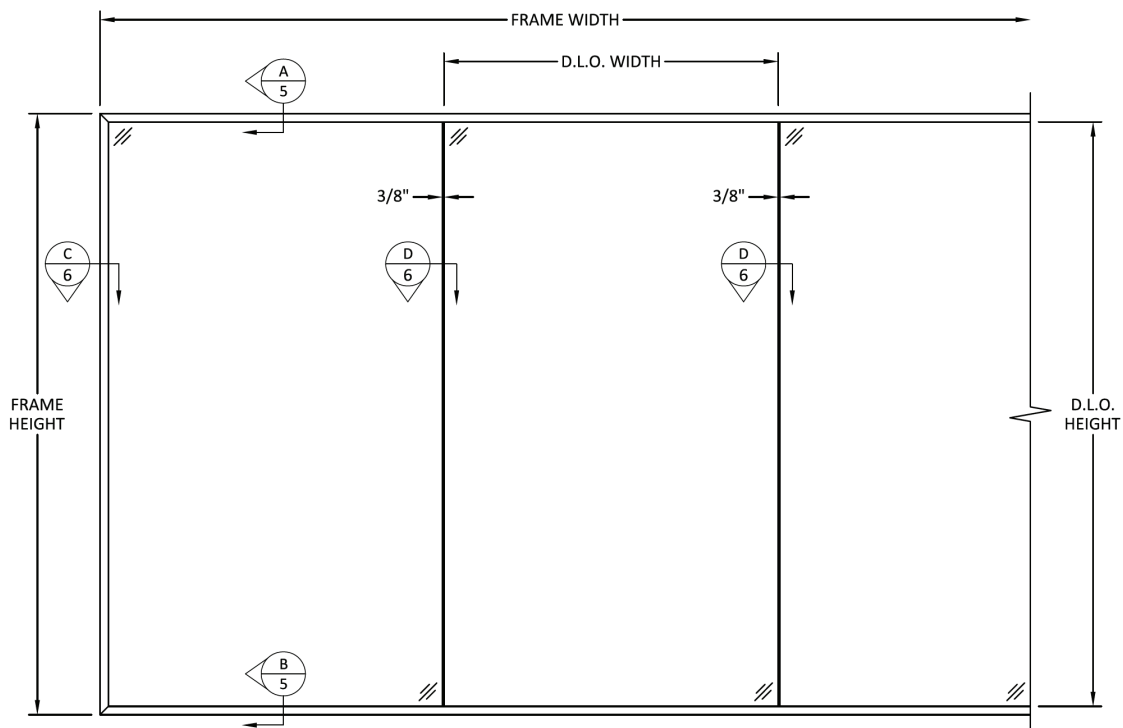
1 1/8"



CONFIGURATIONS



TYPICAL ELEVATION
SINGLE UNIT



TYPICAL ELEVATION
MULTI-UNIT

DESIGN PRESSURE CHARTS

DESIGN PRESSURE CHART (SINGLE UNIT)

WZ3, HVHZ

		Frame Width												
		60	72	84	96	108	120	132	144	156	168	180	192	198
Frame Height	60	90	90	90	90	90	90	90	90	90	90	90	90	90
	72	90	90	90	90	90	90	90	90	90	90			
	84	90	90	90	90	90	90	90	90					
	96	90	90	90	78.4	78.4	78.4							
	108	90	90	90	78.4	69.5								
	120	90	90	90	78.4									
	132	90	90	90										
	144	90	90	90										
	156	90	90											
	168	90	90											
	180	90												
	192	90												
	198	90												

DESIGN PRESSURE CHART (MULTI-UNIT)

WZ3, HVHZ

		D.L.O. Width														
		26	38	50	62	74	86	98	110	122	134	146	158	170	182	194
Frame Height	60	90	90	90	90	90	90	90	90	90	90	90	90	90	90	90
	72	90	90	90	90	90	90	90	90	90	90	90	90	90	90	90
	84	90	90	90	90	90	90	90	90	90	90					
	96	90	90	90	90	90	83.8	78.4	78.4							
	108	90	90	90	90	90	83.8	73.7								
	120	90	90	90	90	90	83.8	73.7								
	132	90	90	90	90	90	83.8									
	144	90	90	90	90	90										
	156	90	90	90	84.7											
	168	90	90	81.1												
	180	90	84.6	65.3												
	192	90	69.2													
	198	90	62.9													

WIND ZONE 3

HVHZ

TEST PERFORMANCE RESULTS

Air Infiltration: (ASTM E283/E283M-19)

Water Infiltration: (ASTM E331-00)

Wind Load: (TAS 202-94)

Large Missile Impact: (TAS 201-94) (ASTM E1996-20)

Cyclic Load: (TAS 203-94) (ASTM E1886-19)

Product Approval: FL47174

NFRC

Product Description	Product ID Number	Grouping ID Number	Pane Thickness	Total Product U-Factor	Condensation Resistance	Total Product SHGC No Gr	Total Product VT No Grid
1/4 CL/.090SGP/1/4 CL/0.09SGP/1/2 CL	1	00	1.126	0.90	16	0.53	0.66
1/4 GY/.090SGP/1/4 CL/0.09SGP/1/2 CL	2	00	1.126	0.90	16	0.42	0.33
1/4 GL/.090SGP/1/4 CL/0.09SGP/1/2 CL (turtle)	3	00	1.126	0.90	16	0.33	0.07
1/4 CL LoE 366/.090SGP/1/4 CL/0.09SGP/1/2 CL	4	00	1.126	0.90	16	0.29	0.44
1/4 CL SB70/.090SGP/1/4 CL/0.09SGP/1/2 CL	5	00	1.126	0.90	16	0.28	0.46
1/4 CL SB70/.090SGP/1/4 GY/0.09SGP/1/2 CL	6	00	1.126	0.90	16	0.23	0.23
1/4 CL SB60/.090SGP/1/4 CL/0.09SGP/1/2 CL	7	00	1.126	0.90	16	0.35	0.52
1/4 CL STPH/.090SGP/1/4 CL/0.09SGP/1/2 CL	8	00	1.126	0.90	16	0.50	0.61
1/4 CL LoE 340/.090SGP/1/4 CL/0.09SGP/1/2 CL	9	00	1.126	0.90	16	0.24	0.27
1/4 CL LoE 366/.090SGP/1/4 GY/0.09SGP/1/2 CL	10	00	1.126	0.90	16	0.24	0.22
1/4 CL SB90/.090SGP/1/4 CL/0.09SGP/1/2 CL	11	00	1.126	0.90	16	0.25	0.33
1/4 CL SB90/.090SGP/1/4 BL/0.09SGP/1/2 CL	12	00	1.126	0.90	16	0.25	0.24
1/4 CL SB60/.090SGP/1/4 GY/0.09SGP/1/2 CL	13	00	1.126	0.90	16	0.32	0.26
1/4 CL SB60/.090SGP/1/4 GL/0.09SGP/1/2 CL (turtle)	14	00	1.126	0.90	16	0.22	0.05
1/4 CL SB70/.090SGP/1/4 GL/0.09SGP/1/2 CL (turtle)	15	00	1.126	0.90	16	0.18	0.05
1/4 CL LoE 366/.090SGP/1/4 GL/0.09SGP/1/2 CL (turtle)	16	00	1.126	0.90	16	0.19	0.04
1/4 CL LoE 340/.090SGP/1/4 CL/0.09SGP/1/2 CL	17	00	1.126	0.90	16	0.24	0.27
1/4 CL LoE 270/.090SGP/1/4 CL/0.09SGP/1/2 CL	18	00	1.126	0.90	16	0.33	0.52
1/4 CL LoE 270/.090SGP/1/4 GY/0.09SGP/1/2 CL	19	00	1.126	0.90	16	0.32	0.26
1/4 CL SB90/.090SGP/1/4 GY/0.09SGP/1/2 CL	20	00	1.126	0.90	16	0.28	0.23



EURO-WALL 10 YEAR WARRANTY

Euro-Wall warrants the products to be free from manufacturing defects for a period of 10 years from the date of purchase.

888.989.EURO (3876)

www.euro-wall.com

MANUFACTURING

2200 Murphy Court
North Port, Florida 34289
888.989.3876 • 941.979.5316



SHOWROOM

1211 Stirling Road, Unit 102,
Dania Beach, Florida 33004
954.610.2572

Proud Member of the American Architectural Manufacturers Association.

