



Vista Folo™



IMPACT & NON-IMPACT RATED
Folding Door System



#17838
V2. 032026



Proven & Protective



Enhance your space by folding together aesthetics and functionality. Vista Fold™ is an innovative folding door system that's outside the box. Enjoy uninterrupted vistas and effortless transitions to the outdoors, coupled with either impact or non-impact ratings. Its ingenious folding mechanism maximizes space, seamlessly blending indoor and outdoor living areas. Crafted with sleek aluminum frames for durability and longevity, these doors epitomize contemporary design.

At Euro-Wall, everything we do is Superior by Design. We constantly push ourselves to provide the highest quality doors with the largest views to give you the freedom to design without limitations.



Features & Benefits

Largest Panel Sizes

Enjoy the view through the industry's largest panels (14' tall / 52" wide available).

Design Flexibility

Make it yours with custom muntins and colors, simulated divided lites, mid-rails and other configurations.

Impact or Non-Impact Rated

Create a safer space for coastal areas or choose flexible designs for inland projects.

Long-Lasting Finish

Enjoy your door for years to come with the highest quality finishes and components available.

Configurations

Choose from straight, segmented, radius, split heights, and 90° postless corner units.

System Thresholds

MAXIMUM / MINIMUM SPECIFICATIONS

	IMPACT RATED	NON-IMPACT RATED
MAX. PANEL WEIGHT	350 lbs	350 lbs
MAX. PANEL HEIGHT	168"	180"
MAX. PANEL WIDTH	52"	52"
MIN. PANEL HEIGHT	20"	20"
MIN. PANEL WIDTH	20"	20"
PANEL THICKNESS	2-1/4"	2-1/4"
MAX OPENING	334 SQ. FT	415 SQ. FT

Note: When using maximum panel widths & heights, panels may exceed maximum panel weight of 350 lbs. Calculated weight check should be done. For installations in Florida, please see the Florida Product Approval (#17838) for usage and limitations.

10
YEAR
LIMITED

WARRANTY

10-Year Limited Warranty

Euro-Wall warrants the products to be free from manufacturing defects for a period of 10 years.

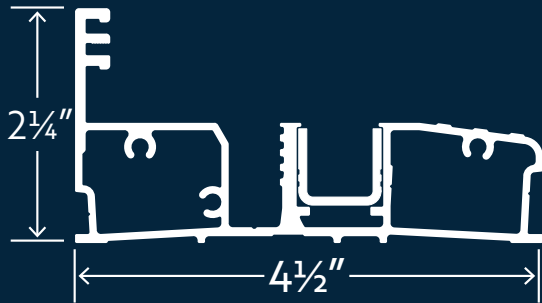


System Components

- 1 Multipoint Door Lock
Available on Odd Number Configurations Only
C0064 | C0065
- 2 Twinpoint Lever
C0352
- 3 Pull Handle
C0095
- 4 Upper Jamb Hinge
C0069 | C0070
- 5 Center Wall Pivot
C0104 | C0105
- 6 Lower Jamb Hinge
C0071 | C0072
- 7 Upper Intermediate Carrier
C0065 | C0066
- 8 Lower Intermediate Carrier
C0100 | C0101
- 9 Upper Carrier
C0067 | C0068
- 10 Lower Carrier
C0102 | C0103

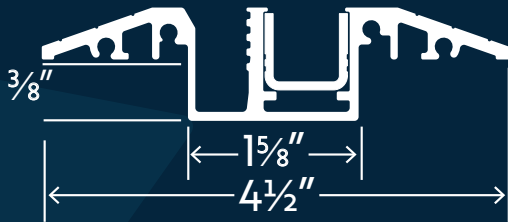


Sill Options



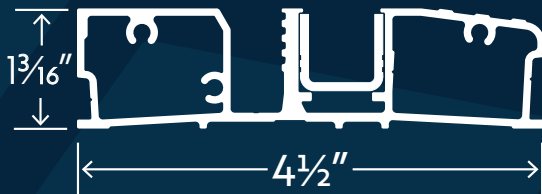
STANDARD SILL

Water-Rated, Impact-Rated | E0037



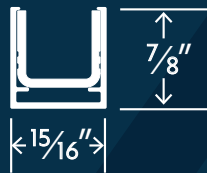
ADA SILL

Impact-Rated | E0028



MODIFIED STANDARD SILL

Impact-Rated | E0034




CHANNEL SILL

Interior Application Only | E0108

Finish Options

STANDARD FRAME & DOOR PANEL FINISHES



Standard finish is Kynar® AAMA 2605.

FRAME & DOOR PANEL FINISHES

- Kynar® Liquid Paint or Powder Coat finishes available
- Custom powder coat or Kynar® finishes available
- Custom faux woodgrain finishes available

INTERIOR WOOD CLAD FINISH OPTION

- Mahogany / sapele
- White oak
- Additional wood species available



Wood clad veneer option shown

Hardware / Handle Finish Options

Custom handle options available

MULTIPOINT LOCK HANDLE



Polished Stainless Steel
Brushed Satin
Bronze
Black

TWINPOINT LEVER



Sunstorm Arcadia Silver
White
Brushed Satin
Bronze
Black
Custom Colors Available

HINGES / HARDWARE



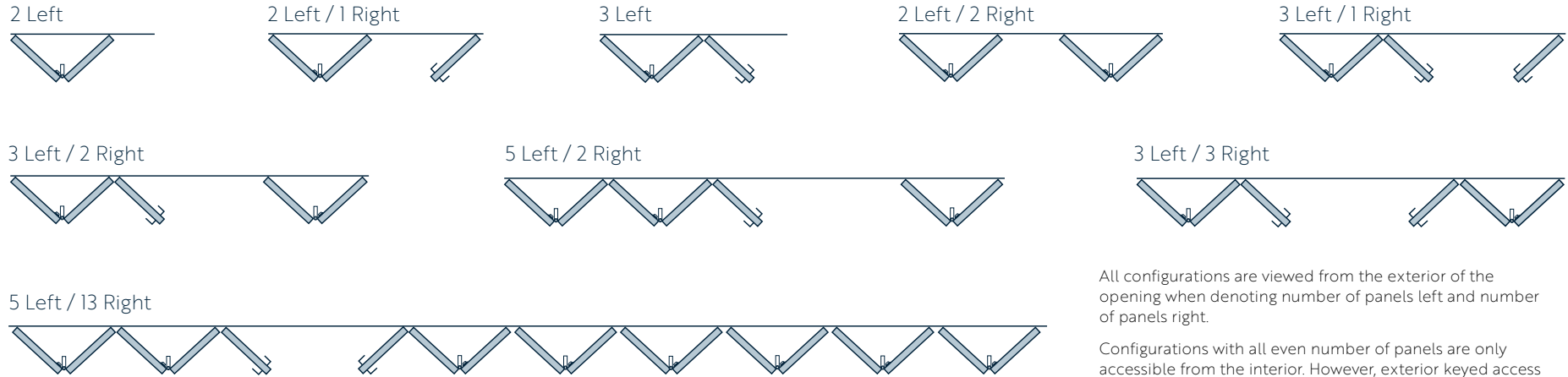
White
Brushed Satin
Black / Dark Bronze

Note: The colors shown are an approximation of actual colors and finishes. Actual finishes may vary slightly.



Note: The configurations on this page are just a few examples of the numerous possibilities for Vista Fold™ layout options.

Standard Configurations

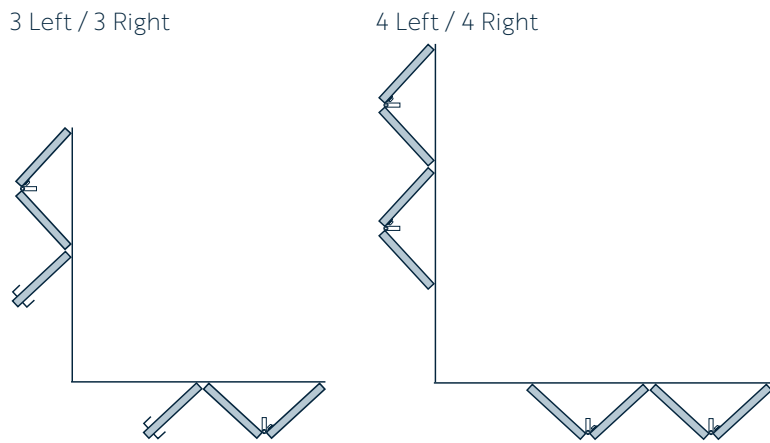


All configurations are viewed from the exterior of the opening when denoting number of panels left and number of panels right.

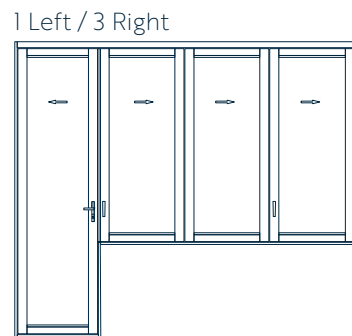
Configurations with all even number of panels are only accessible from the interior. However, exterior keyed access is available upon request.

Specialty Configurations

POSTLESS CORNER



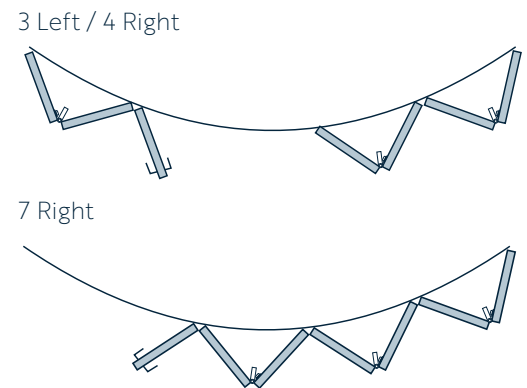
SPLIT LEVEL



MULTI-DIRECTIONAL



RADIUS





Freedom to Move, Power to Perform.

Take your design freedom to the next level with Euro-Wall's Multi-Directional Folding Doors—an advanced evolution of our proven aluminum folding door system. This innovative update allows pairs of panels to fold and slide in any direction creating truly flexible configuration options and egress points for opening transitions.

Double Egress Capabilities

Flexible daily door access.

Multi-Directional Movement

Unmatched flexibility.

Effortless Operation

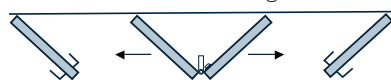
Smooth-glide precision.

Enhanced Security

Engineered peace of mind.

**Double egress condition shown*

1 Left | 2 Middle | 1 Right



1 Left | 6 Middle / Right



4 Left / Middle | 1 Right

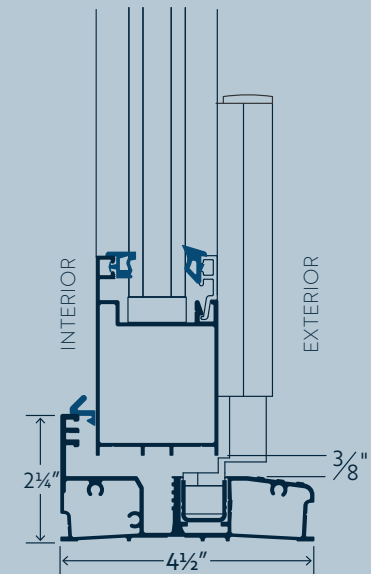
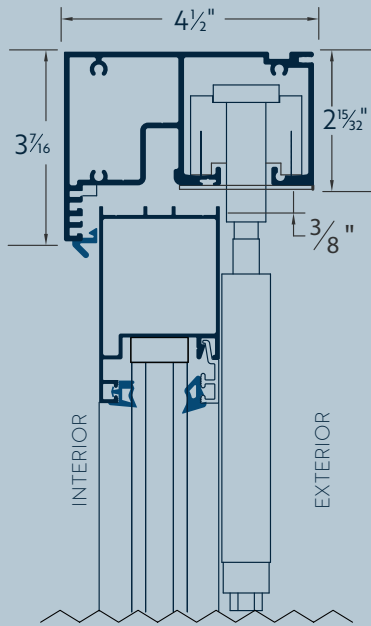


6 Left / Middle / Right



Panel Cross Section OUTSWING CONFIGURATION SHOWN

Standard Sill Shown
Header: E0032



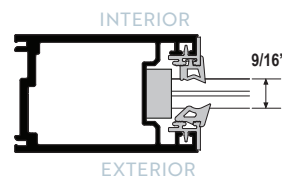
Glazing Details

OVERALL GLASS THICKNESS 1/4" | 3/8" | 1/2" | 9/16" | 1"

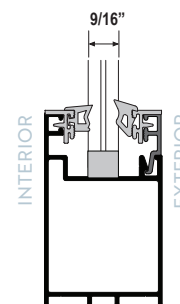
We can handle most any type of glass if it meets the required thickness. *Let's talk.*

9/16" LAMINATED GLASS - IMPACT RATED

Stile
Recessed: E0036
Active (not shown): E0027

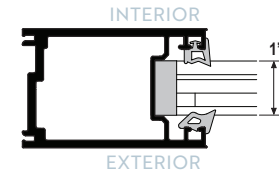


Top Bottom Rail
E0035

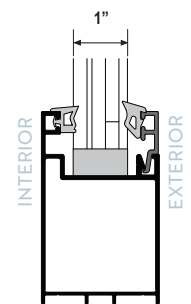


1" INSULATED GLASS - IMPACT RATED

Stile
Recessed: E0036
Active (not shown): E0027



Top Bottom Rail
E0035



DESIGN PRESSURE CHARTS

HVHZ & Wind Zone 3

		Panel Width								
		20	24	28	32	36	40	44	48	52
Panel Height	72	65	65	65	65	65	65	65	65	65
	78	65	65	65	65	65	65	65	65	65
	84	65	65	65	65	65	65	65	65	65
	90	65	65	65	65	65	65	65	65	65
	96	65	65	65	65	65	65	65	65	65
	102	65	65	65	65	65	65	65	65	
	108	65	65	65	65	65	65	65	65	
	114	65	65	65	65	65	65	65		
	120	65	65	65	65	65	65			
	126	65	65	65	65	65	65			
	132	65	65	65	65	65				
	138	65	65	65	65	65				
	144	65	65	65	65	65				
	150	65	65	65	65					
	156	65	65	64.9	64.3					
162	65	65	57.9	57						
168	65	60.4	51.9	50.9						

HVHZ

WIND ZONE 3

Non-Impact

		Panel Width								
		20	24	28	32	36	40	44	48	52
Panel Height	72	100	100	100	100	100	97.5	88.6	81.3	75
	78	100	100	100	100	100	97.5	88.6	81.3	75
	84	100	100	100	100	100	97.5	88.6	81.3	75
	90	100	100	100	100	100	97.5	88.6	81.3	75
	96	100	100	100	100	100	97.5	88.6	81.3	75
	102	100	100	100	98.7	88.6	80.7	74.4	69.2	64.9
	108	100	100	93.8	82.8	75	68.1	65	59.6	55
	114	100	92.2	79.5	75	75	68.1	65	59.6	55
	120	94.2	78.9	75	75	68.1	63.5	58.3	54	50.4
	126	81.3	75	74.4	65.5	65	58.5	53.2	48.8	45
	132	75	75	65	65	65	58.5	53.2	48.8	
	138	75	65.6	65	65	65	58.5	53.2	48.8	
	144	69	65	65	65	58.5				
	150	65	65	65	64.3	57.4				
	156	65	65	64.9	57	50.9				
	162	65	65	57.9	50.9					
	168	65	60.4	51.9	45.6					
	174	65	54.3	46.7						
180	58.7	49	42.1							



Test Performance

IMPACT

Air Infiltration: ASTM E283-04

Water Infiltration: ASTM E331-00

Wind Load: TAS 202-94

Large Missile Impact: TAS 201-94

Cyclic Load: TAS 203-94

Forced Entry: ASTM F842-14



#17838



euro-wall.com



American
CRAFTSMANSHIP

MANUFACTURING & SHOWROOM

2200 Murphy Ct.
North Port, FL 34289
888.989.EURO (3876)

SHOWROOM

1211 Stirling Rd., Unit 102,
Dania Beach, FL 33004
941.979.5316

EURO-WALL UNLOCKS *brehtaking perspectives* THROUGH THE *largest, strongest* DOOR SYSTEMS WITH THE MOST DESIGN OPTIONS – ALL BACKED BY *enjoyable, personal* SUPPORT – FOR A *superior experience* FROM OPEN TO CLOSE.

**IS YOUR
vision
BLOCKED?**

If you have questions about Vista Fold™, our FOR YOU Crew™ is always ready to clear things up with friendly, one-on-one support.



© 2026 Euro-Wall, L.L.C. Unless Otherwise noted, all proprietary names are trademarks of Euro-Wall. All rights reserved.

