



Vista Fold™



**THERMALLY BROKEN:
IMPACT & NON-IMPACT RATED**
Folding Door System



#27023
V2. 032026



Comfortable & Captivating



Looking to add the perfect blend of beauty and performance to your space? Vista Fold™ thermally broken impact and non-impact folding door systems are the clear choice. Now you can have unobstructed views and seamless transitions to the outside with increased energy efficiency. Engineered with precision, these doors feature a thermal barrier that effectively reduces heat and cold transfer, maintaining comfortable indoor temperatures while minimizing energy consumption. Our innovative folding components optimize your space, bringing the outdoors in. With sleek aluminum frames that provide strength and durability, these doors are a testament to modern design and sustainable living.

At Euro-Wall, everything we do is Superior by Design. We constantly push ourselves to provide the highest quality doors with the largest views to give you the freedom to design without limitations.



Features & Benefits

Largest Panel Sizes

Enjoy the view through the industry's largest panels (14' tall / 54" wide available).

Design Flexibility

Make it yours with custom colors, interior wood clad, custom muntin, simulated divided lites, mid-rails and other aesthetic offerings.

Matching Fixed Units

Create a complementary aesthetic with matching transom and sidelight units.

Long Lasting Finish

Lakefront, oceanfront and everywhere in between, enjoy your door for years to come with the highest quality finish options available.

Configurations

Choose from straight, segmented, radius, split height and 90° postless corner units.

System Thresholds

MAXIMUM / MINIMUM SPECIFICATIONS

	IMPACT RATED	NON-IMPACT RATED
MAX. PANEL WEIGHT	350 lbs	350 lbs
MAX. PANEL HEIGHT	144"	169"
MAX. PANEL WIDTH	54"	54"
MIN. PANEL HEIGHT	20"	20"
MIN. PANEL WIDTH	20"	20"
MAX. OPENING	334 SQ. FT	UNLIMITED

Note: When using maximum panel widths & heights, panels may exceed maximum panel weight of 350 lbs. Calculated weight check should be done. For installations in Florida, please see the Florida Product Approval (#27023) for usage and limitations.



10-Year Limited Warranty

Euro-Wall warrants the products to be free from manufacturing defects for a period of 10 years.

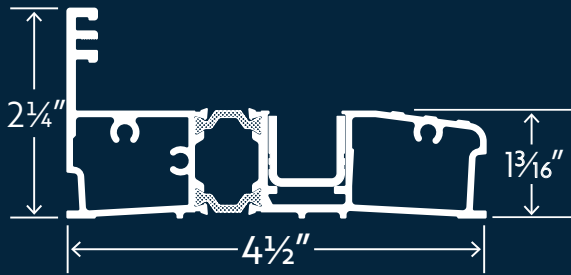


System Components

- 1 Multipoint Door Lock
Available on Odd Number Configurations Only
C0064 | C0065
- 2 Twinpoint Lever
C0352
- 3 Pull Handle
C0095
- 4 Upper Jamb Hinge
C0069 | C0070
- 5 Center Wall Pivot
C0104 | C0105
- 6 Lower Jamb Hinge
C0071 | C0072
- 7 Upper Intermediate Carrier
C0065 | C0066
- 8 Lower Intermediate Carrier
C0100 | C0101
- 9 Upper Carrier
C0067 | C0068
- 10 Lower Carrier
C0102 | C0103



Sill Options



STANDARD SILL

Water-Rated (out-swing only), Impact-Rated | E0023



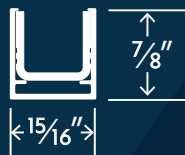
RAMPED SILL

Impact-Rated | E0026



MODIFIED STANDARD SILL

Impact-Rated | E0110




CHANNEL SILL

Interior Application Only | E0108

Finish Options

STANDARD FRAME & DOOR PANEL FINISHES



Standard finish is Kynar® AAMA 2605.

FRAME & DOOR PANEL FINISHES

- Kynar® Liquid Paint or Powder Coat finishes available
- Custom powder coat or Kynar® finishes available
- Custom faux woodgrain finishes available

INTERIOR WOOD CLAD FINISH OPTION

- Mahogany / sapele
- White oak
- Additional wood species available



Wood clad veneer option shown

Hardware / Handle Finish Options

Custom handle options available

MULTIPOINT LOCK HANDLE



Polished Stainless Steel
Brushed Satin
Bronze
Black

TWINPOINT LEVER



Sunstorm Arcadia Silver
White
Brushed Satin
Bronze
Black
Custom Colors Available

HINGES / HARDWARE



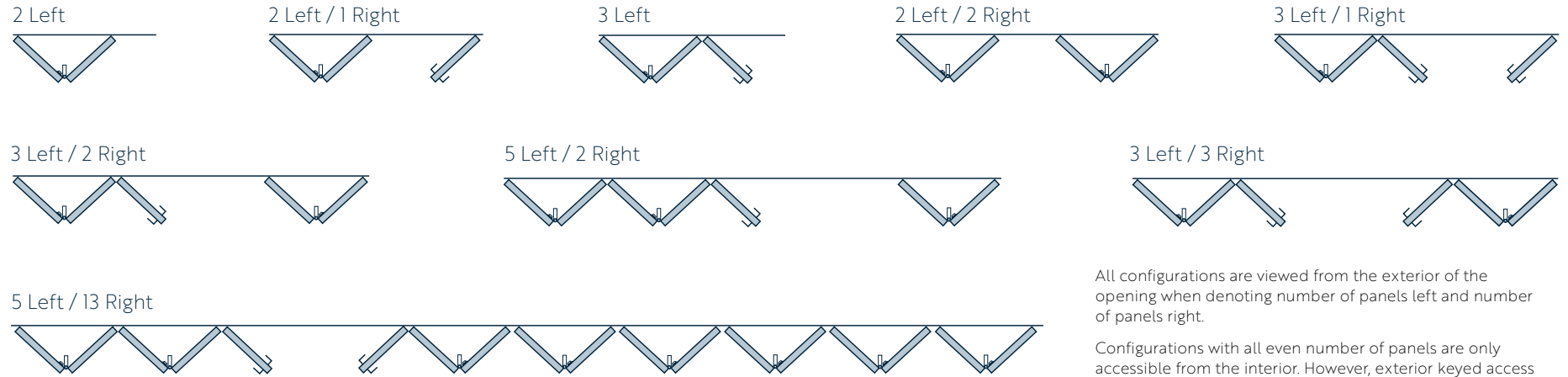
White
Brushed Satin
Black / Dark Bronze

Note: The colors shown are an approximation of actual colors and finishes. Actual finishes may vary slightly.



Note: The configurations on this page are just a few examples of the numerous possibilities for Vista Fold™ layout options.

Standard Configurations

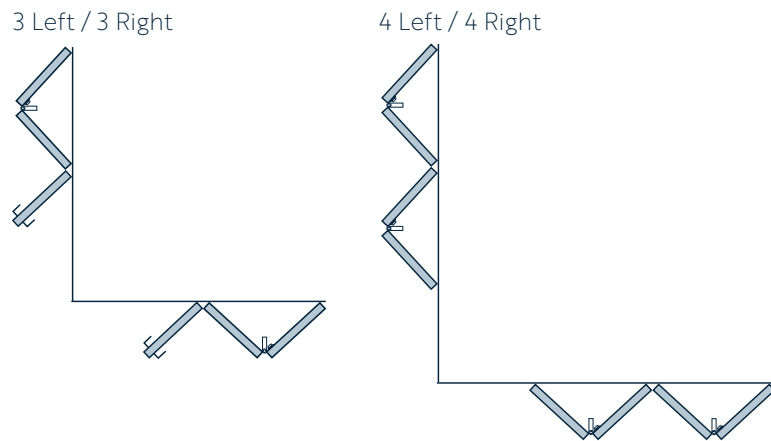


All configurations are viewed from the exterior of the opening when denoting number of panels left and number of panels right.

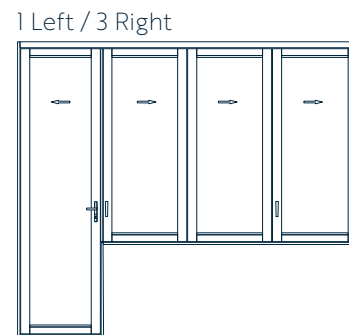
Configurations with all even number of panels are only accessible from the interior. However, exterior keyed access is available upon request.

Specialty Configurations

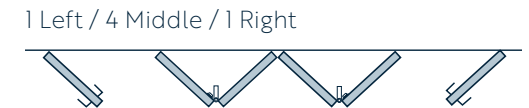
POSTLESS CORNER



SPLIT LEVEL



MULTI-DIRECTIONAL





Freedom to Move, Power to Perform.

Take your design freedom to the next level with Euro-Wall's Multi-Directional Folding Doors—an advanced evolution of our proven aluminum folding door system. This innovative update allows pairs of panels to fold and slide in any direction creating truly flexible configuration options and egress points for opening transitions.

Double Egress Capabilities

Flexible daily door access.

Multi-Directional Movement

Unmatched flexibility.

Effortless Operation

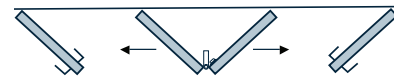
Smooth-glide precision.

Enhanced Security

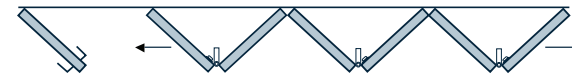
Engineered peace of mind.

**Double egress condition shown*

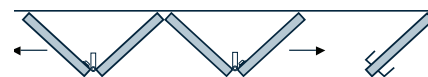
1 Left | 2 Middle | 1 Right



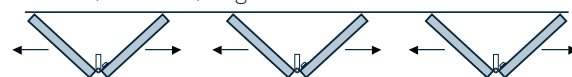
1 Left | 6 Middle / Right



4 Left / Middle | 1 Right



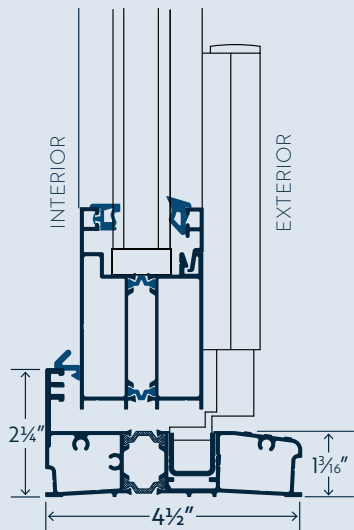
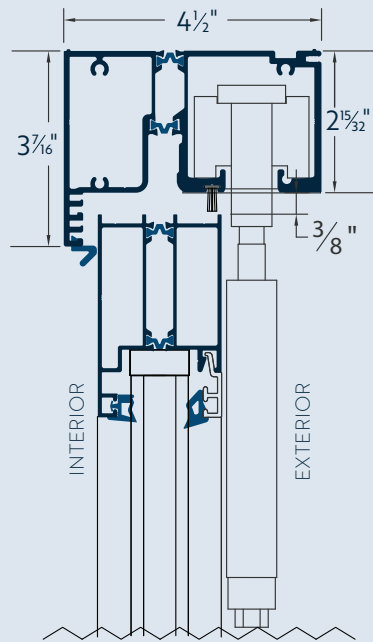
6 Left / Middle / Right



Panel Cross Section

OUTSWING CONFIGURATION SHOWN

Standard Sill Shown
Header: E0032



Glazing Details

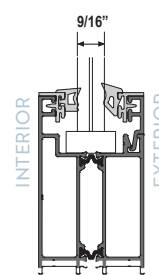
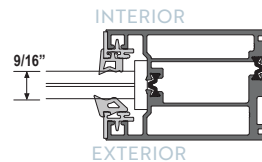
OVERALL GLASS THICKNESS 1/4" | 3/8" | 1/2" | 9/16" | 1"

We can handle most any type of glass if it meets the required thickness. *Let's talk.*

9/16" LAMINATED GLASS PROFILE SHOWN

Stile
Recessed: E0022
Active (not shown): E0025

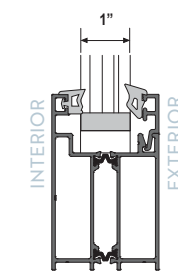
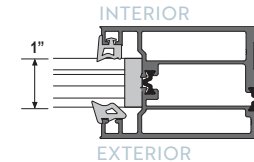
Top Bottom Rail
E0024



1" INSULATED GLASS PROFILE SHOWN

Stile
Recessed: E0022
Active (not shown): E0025

Top Bottom Rail
E0024



DESIGN PRESSURE CHARTS

HVHZ & Wind Zone 3

Panel Height	Panel Width											
	26	30	34	36	38	39	42	45	46	48	50	54
72	50	50	50	50	50	50	50	50	50	50	50	50
78	50	50	50	50	50	50	50	50	50	50	50	50
84	50	50	50	50	50	50	50	50	50	50	50	50
90	50	50	50	50	50	50	50	50	50	50	50	50
91	50	50	50	50	50	50	50	50	50	50	50	50
96	50	50	50	50	50	50	50	50	50	50	50	50
97	50	50	50	50	50	50	50	50	50	50	50	50
102	50	50	50	50	50	50	50	50	50	50	50	50
103	50	50	50	50	50	50	50	50	50	50	50	50
108	50	50	50	50	50	50	50	50	50	50	50	50
109	50	50	50	50	50	50	50	50	50	50	50	50
114	50	50	50	50	50	50	50	50	50	50	50	50
115	50	50	50	50	50	50	50	50	50	50	50	50
120	50	50	50	50	50	50	50	50	50	50	50	50
121	50	50	50	50	50	50	50	50	50	50	50	50
126	50	50	50	50	50	50	50	50	50	50	50	50
127	50	50	50	50	50	50	50	50	50	50	50	50
132	50	50	50	50	50	50	50	50	50	50	50	50
133	50	50	50	50	50	50	50	50	50	50	50	50
138	50	50	50	50	50	50	50	50	50	50	50	50
139	50	50	50	50	50	50	50	50	50	50	50	50
144	50	50	50	50	50	50	50	50	50	50	50	50

Non-Impact

Panel Height	Panel Width											
	26	30	34	36	38	39	42	45	46	48	50	54
72	50	50	50	50	50	50	50	45.7	45.7	42	42	38.9
78	50	50	50	50	50	50	50	45.7	45.7	42	42	38.9
84	50	50	50	50	50	50	50	45.7	45.7	42	42	38.9
90	50	50	50	50	50	50	50	45.7	45.7	42	42	38.9
91	50	50	50	50	50	50	50	45.7	45.7	42	42	38.9
96	50	50	50	50	50	50	50	45.7	45.7	42	42	38.9
97	50	50	50	50	50	50	50	45.7	45.7	42	42	38.9
102	50	50	50	50	50	50	50	45.7	45.7	42	42	38.9
103	50	50	50	50	50	50	50	45.7	45.7	42	42	38.9
108	50	50	50	50	50	50	50	45.7	45.7	42	42	38.9
109	50	50	50	50	50	50	50	45.7	45.7	42	42	38.9
114	50	50	50	50	50	50	50	45.7	45.7	42	42	38.9
115	50	50	50	50	50	50	50	45.7	45.7	42	42	38.9
120	50	50	50	47	47	42.9	42.9	39.5	39.5	36.9	36.9	36.9
121	50	50	50	47	47	42.9	42.9	39.5	39.5	36.9	36.9	36.9
126	50	50	44.9	40.5	40.5	36.9	36.9	36.9	36.9	36.9	36.9	36.9
127	50	50	44.9	40.5	40.5	36.9	36.9	36.9	36.9	36.9	36.9	36.9
132	50	43.9	39	35.1	35.1	32	32	32	32	32	32	32
133	50	43.9	39	35.1	35.1	32	32	32	32	32	32	32
138	44.1	38.4	34.1	30.7	30.7	30.7	30.7	30.7	30.7	30.7	30.7	30.7
139	44.1	38.4	34.1	30.7	30.7	30.7	30.7	30.7	30.7	30.7	30.7	30.7
144	38.8	33.8	30	27	27	27	27	27	27	27	27	27
145	38.8	33.8	30	27	27	27	27	27	27	27	27	27
151	34.3	29.9	26.5	26.5	26.5	26.5	26.5	26.5	26.5	26.5	26.5	26.5
157	30.5	26.6	23.5	23.5	23.5	23.5	23.5	23.5	23.5	23.5	23.5	23.5
163	27.3	23.7	21	21	21	21	21	21	21	21	21	21
169	24.4	21.2	18.8	18.8	18.8	18.8	18.8	18.8	18.8	18.8	18.8	18.8



Test Performance

IMPACT

Air Infiltration: ASTM E283-04

Water Infiltration: ASTM E331-00

Wind Load: TAS 202-94

Large Missile Impact: TAS 201-94

Cyclic Load: TAS 203-94

Forced Entry: AAMA 1304-18

NON-IMPACT

Air Infiltration: ASTM E283-04

Structural Performance: ASTM E330-02

Water Infiltration: ASTM E547-00

Forced Entry: AAMA 1304-02



#27023



euro-wall.com



American
CRAFTSMANSHIP

MANUFACTURING & SHOWROOM

2200 Murphy Ct.
North Port, FL 34289
888.989.EURO (3876)

SHOWROOM

1211 Stirling Rd., Unit 102,
Dania Beach, FL 33004
941.979.5316

EURO-WALL UNLOCKS *brehtaking perspectives*
THROUGH THE *largest, strongest* DOOR SYSTEMS
WITH THE MOST DESIGN OPTIONS – ALL BACKED
BY *enjoyable, personal* SUPPORT – FOR A *superior*
experience FROM OPEN TO CLOSE.

**IS YOUR
vision
BLOCKED?**

If you have questions about Vista Fold™, our FOR YOU Crew™ is always ready to clear things up with friendly, one-on-one support.



© 2026 Euro-Wall, LLC. Unless Otherwise noted, all proprietary names are trademarks of Euro-Wall. All rights reserved.

